

Wattyl Galvit EZ

Valspar (a part of Sherwin-Williams)

Chemwatch Hazard Alert Code: 2

Chemwatch: 04-0697

Issue Date: 18/10/2017

Version No: 9.1.1.1

Print Date: 04/07/2018

Safety Data Sheet according to WHS and ADG requirements

S.GHS.AUS.EN

SECTION 1 IDENTIFICATION OF THE SUBSTANCE / MIXTURE AND OF THE COMPANY / UNDERTAKING

Product Identifier

Product name	Wattyl Galvit EZ
Synonyms	Not Available
Proper shipping name	PAINT (including paint, lacquer, enamel, stain, shellac, varnish, polish, liquid filler and liquid lacquer base) or PAINT RELATED MATERIAL (including paint thinning or reducing compound)
Other means of identification	Not Available

Relevant identified uses of the substance or mixture and uses advised against

Relevant identified uses	Use according to manufacturer's directions. The use of a quantity of material in an unventilated or confined space may result in increased exposure and an irritating atmosphere developing. Before starting consider control of exposure by mechanical ventilation.
--------------------------	---

Details of the supplier of the safety data sheet

Registered company name	Valspar (a part of Sherwin-Williams)
Address	Level 4, 2 Burbank Place Baulkham Hills NSW 2153 Australia
Telephone	+61 2 8867 3333
Fax	+61 2 8867 3344
Website	Not Available
Email	Not Available

Emergency telephone number

Association / Organisation	Not Available
Emergency telephone numbers	+61 1800 039 008
Other emergency telephone numbers	Not Available

SECTION 2 HAZARDS IDENTIFICATION

Classification of the substance or mixture

HAZARDOUS CHEMICAL. DANGEROUS GOODS. According to the WHS Regulations and the ADG Code.

CHEMWATCH HAZARD RATINGS

	Min	Max
Flammability	2	3
Toxicity	2	3
Body Contact	2	3
Reactivity	1	2
Chronic	0	1

0 = Minimum
1 = Low
2 = Moderate
3 = High
4 = Extreme

Poisons Schedule	S5
Classification ^[1]	Flammable Liquid Category 3, Acute Toxicity (Dermal) Category 4, Specific target organ toxicity - single exposure Category 3 (narcotic effects), Acute Aquatic Hazard Category 1, Chronic Aquatic Hazard Category 1

Continued...

Legend: 1. Classified by Chemwatch; 2. Classification drawn from HSIS; 3. Classification drawn from Regulation (EU) No 1272/2008 - Annex VI

Label elements

Hazard pictogram(s)	
SIGNAL WORD	WARNING

Hazard statement(s)

H226	Flammable liquid and vapour.
H312	Harmful in contact with skin.
H336	May cause drowsiness or dizziness.
H410	Very toxic to aquatic life with long lasting effects.

Precautionary statement(s) Prevention

P210	Keep away from heat/sparks/open flames/hot surfaces. - No smoking.
P271	Use only outdoors or in a well-ventilated area.
P240	Ground/bond container and receiving equipment.
P241	Use explosion-proof electrical/ventilating/lighting/intrinsically safe equipment.
P242	Use only non-sparking tools.
P243	Take precautionary measures against static discharge.
P261	Avoid breathing mist/vapours/spray.

Precautionary statement(s) Response

P363	Wash contaminated clothing before reuse.
P370+P378	In case of fire: Use alcohol resistant foam or normal protein foam for extinction.
P312	Call a POISON CENTER or doctor/physician if you feel unwell.
P391	Collect spillage.
P302+P352	IF ON SKIN: Wash with plenty of soap and water.
P303+P361+P353	IF ON SKIN (or hair): Remove/Take off immediately all contaminated clothing. Rinse skin with water/shower.
P304+P340	IF INHALED: Remove victim to fresh air and keep at rest in a position comfortable for breathing.

Precautionary statement(s) Storage

P403+P235	Store in a well-ventilated place. Keep cool.
P405	Store locked up.

Precautionary statement(s) Disposal

P501	Dispose of contents/container in accordance with local regulations.
------	---

SECTION 3 COMPOSITION / INFORMATION ON INGREDIENTS

Substances

See section below for composition of Mixtures

Mixtures

CAS No	%[weight]	Name
7440-66-6	>60	<u>zinc powder</u>
Not Available	5-15	epoxy ester
Not Available	10-30	hydrocarbon solvent
	balance	Ingredients determined not to be hazardous
		contains <0.1% benzene

NOTE: Manufacturer has supplied full ingredient information to allow CHEMWATCH assessment.

SECTION 4 FIRST AID MEASURES

Description of first aid measures

Eye Contact	<p>If this product comes in contact with the eyes:</p> <ul style="list-style-type: none"> ▶ Wash out immediately with fresh running water. ▶ Ensure complete irrigation of the eye by keeping eyelids apart and away from eye and moving the eyelids by occasionally lifting the upper and lower lids. ▶ Seek medical attention without delay; if pain persists or recurs seek medical attention. ▶ Removal of contact lenses after an eye injury should only be undertaken by skilled personnel.
Skin Contact	<p>If skin contact occurs:</p> <ul style="list-style-type: none"> ▶ Immediately remove all contaminated clothing, including footwear. ▶ Flush skin and hair with running water (and soap if available). ▶ Seek medical attention in event of irritation.
Inhalation	<ul style="list-style-type: none"> ▶ If fumes or combustion products are inhaled remove from contaminated area. ▶ Lay patient down. Keep warm and rested. ▶ Prostheses such as false teeth, which may block airway, should be removed, where possible, prior to initiating first aid procedures. ▶ Apply artificial respiration if not breathing, preferably with a demand valve resuscitator, bag-valve mask device, or pocket mask as trained. Perform CPR if necessary. ▶ Transport to hospital, or doctor.
Ingestion	<ul style="list-style-type: none"> ▶ For advice, contact a Poisons Information Centre or a doctor at once. ▶ Urgent hospital treatment is likely to be needed. ▶ If swallowed do NOT induce vomiting. ▶ If vomiting occurs, lean patient forward or place on left side (head-down position, if possible) to maintain open airway and prevent aspiration. ▶ Observe the patient carefully. ▶ Never give liquid to a person showing signs of being sleepy or with reduced awareness; i.e. becoming unconscious. ▶ Give water to rinse out mouth, then provide liquid slowly and as much as casualty can comfortably drink. ▶ Transport to hospital or doctor without delay.

Indication of any immediate medical attention and special treatment needed

Any material aspirated during vomiting may produce lung injury. Therefore emesis should not be induced mechanically or pharmacologically. Mechanical means should be used if it is considered necessary to evacuate the stomach contents; these include gastric lavage after endotracheal intubation. If spontaneous vomiting has occurred after ingestion, the patient should be monitored for difficult breathing, as adverse effects of aspiration into the lungs may be delayed up to 48 hours.

- ▶ Absorption of zinc compounds occurs in the small intestine.
- ▶ The metal is heavily protein bound.
- ▶ Elimination results primarily from faecal excretion.
- ▶ The usual measures for decontamination (Ipecac Syrup, lavage, charcoal or cathartics) may be administered, although patients usually have sufficient vomiting not to require them.
- ▶ CaNa2EDTA has been used successfully to normalise zinc levels and is the agent of choice.

[Ellenhorn and Barceloux: Medical Toxicology]

For acute or short term repeated exposures to petroleum distillates or related hydrocarbons:

- ▶ Primary threat to life, from pure petroleum distillate ingestion and/or inhalation, is respiratory failure.
- ▶ Patients should be quickly evaluated for signs of respiratory distress (e.g. cyanosis, tachypnoea, intercostal retraction, obtundation) and given oxygen. Patients with inadequate tidal volumes or poor arterial blood gases (pO₂ 50 mm Hg) should be intubated.
- ▶ Arrhythmias complicate some hydrocarbon ingestion and/or inhalation and electrocardiographic evidence of myocardial injury has been reported; intravenous lines and cardiac monitors should be established in obviously symptomatic patients. The lungs excrete inhaled solvents, so that hyperventilation improves clearance.
- ▶ A chest x-ray should be taken immediately after stabilisation of breathing and circulation to document aspiration and detect the presence of pneumothorax.
- ▶ Epinephrine (adrenalin) is not recommended for treatment of bronchospasm because of potential myocardial sensitisation to catecholamines. Inhaled cardioselective bronchodilators (e.g. Alupent, Salbutamol) are the preferred agents, with aminophylline a second choice.
- ▶ Lavage is indicated in patients who require decontamination; ensure use of cuffed endotracheal tube in adult patients. [Ellenhorn and Barceloux: Medical Toxicology]

SECTION 5 FIREFIGHTING MEASURES

Extinguishing media

- ▶ Water spray or fog.
- ▶ Alcohol stable foam.
- ▶ Dry chemical powder.
- ▶ Carbon dioxide.

Do not use a water jet to fight fire.

Special hazards arising from the substrate or mixture

Fire Incompatibility	<ul style="list-style-type: none"> ▶ Avoid contamination with oxidising agents i.e. nitrates, oxidising acids, chlorine bleaches, pool chlorine etc. as ignition may result
-----------------------------	--

Advice for firefighters

Fire Fighting	<ul style="list-style-type: none"> ▶ Alert Fire Brigade and tell them location and nature of hazard. ▶ May be violently or explosively reactive. ▶ Wear breathing apparatus plus protective gloves. ▶ Prevent, by any means available, spillage from entering drains or water course. ▶ If safe, switch off electrical equipment until vapour fire hazard removed. ▶ Use water delivered as a fine spray to control fire and cool adjacent area. ▶ Avoid spraying water onto liquid pools.
Fire/Explosion Hazard	<ul style="list-style-type: none"> ▶ Liquid and vapour are flammable. ▶ Moderate fire hazard when exposed to heat or flame. ▶ Vapour forms an explosive mixture with air. ▶ Moderate explosion hazard when exposed to heat or flame. ▶ Vapour may travel a considerable distance to source of ignition. ▶ Heating may cause expansion or decomposition leading to violent rupture of containers. ▶ On combustion, may emit toxic fumes of carbon monoxide (CO). <p>Combustion products include:</p> <ul style="list-style-type: none"> , carbon dioxide (CO₂) , metal oxides , other pyrolysis products typical of burning organic material.
HAZCHEM	•3Y

SECTION 6 ACCIDENTAL RELEASE MEASURES

Personal precautions, protective equipment and emergency procedures

See section 8

Environmental precautions

See section 12

Methods and material for containment and cleaning up

Minor Spills	<ul style="list-style-type: none"> ▶ Remove all ignition sources. ▶ Clean up all spills immediately. ▶ Avoid breathing vapours and contact with skin and eyes. ▶ Control personal contact with the substance, by using protective equipment. ▶ Contain and absorb small quantities with vermiculite or other absorbent material. ▶ Wipe up. ▶ Collect residues in a flammable waste container.
Major Spills	<ul style="list-style-type: none"> ▶ Clear area of personnel and move upwind. ▶ Alert Fire Brigade and tell them location and nature of hazard. ▶ May be violently or explosively reactive. ▶ Wear breathing apparatus plus protective gloves. ▶ Prevent, by any means available, spillage from entering drains or water course. ▶ No smoking, naked lights or ignition sources. ▶ Increase ventilation.

Personal Protective Equipment advice is contained in Section 8 of the SDS.

SECTION 7 HANDLING AND STORAGE

Precautions for safe handling

Safe handling	<ul style="list-style-type: none"> ▶ Avoid all personal contact, including inhalation. ▶ Wear protective clothing when risk of overexposure occurs. ▶ Use in a well-ventilated area. ▶ Prevent concentration in hollows and sumps. ▶ DO NOT enter confined spaces until atmosphere has been checked. ▶ Avoid smoking, naked lights or ignition sources.
----------------------	--

	<ul style="list-style-type: none"> ▶ Avoid generation of static electricity. ▶ DO NOT allow clothing wet with material to stay in contact with skin
Other information	<ul style="list-style-type: none"> ▶ Store in original containers in approved flammable liquid storage area. ▶ Store away from incompatible materials in a cool, dry, well-ventilated area. ▶ DO NOT store in pits, depressions, basements or areas where vapours may be trapped. ▶ No smoking, naked lights, heat or ignition sources. ▶ Storage areas should be clearly identified, well illuminated, clear of obstruction and accessible only to trained and authorised personnel - adequate security must be provided so that unauthorised personnel do not have access. ▶ Store according to applicable regulations for flammable materials for storage tanks, containers, piping, buildings, rooms, cabinets, allowable quantities and minimum storage distances. ▶ Use non-sparking ventilation systems, approved explosion proof equipment and intrinsically safe electrical systems.

Conditions for safe storage, including any incompatibilities

Suitable container	<ul style="list-style-type: none"> ▶ Packing as supplied by manufacturer. ▶ Plastic containers may only be used if approved for flammable liquid. ▶ Check that containers are clearly labelled and free from leaks. ▶ For low viscosity materials (i) : Drums and jerry cans must be of the non-removable head type. (ii) : Where a can is to be used as an inner package, the can must have a screwed enclosure. ▶ For materials with a viscosity of at least 2680 cSt. (23 deg. C) ▶ For manufactured product having a viscosity of at least 250 cSt. (23 deg. C) ▶ Manufactured product that requires stirring before use and having a viscosity of at least 20 cSt (25 deg. C): (i) Removable head packaging; (ii) Cans with friction closures and (iii) low pressure tubes and cartridges may be used. ▶ Where combination packages are used, and the inner packages are of glass, there must be sufficient inert cushioning material in contact with inner and outer packages ▶ In addition, where inner packagings are glass and contain liquids of packing group I there must be sufficient inert absorbent to absorb any spillage, unless the outer packaging is a close fitting moulded plastic box and the substances are not incompatible with the plastic.
Storage incompatibility	<ul style="list-style-type: none"> ▶ Reacts with acids producing flammable / explosive hydrogen (H2) gas ▶ Reacts violently with caustic soda, other alkalis - generating heat, highly flammable hydrogen gas. ▶ If alkali is dry, heat generated may ignite hydrogen - if alkali is in solution may cause violent foaming ▶ Avoid contamination with water, alkalis and detergent solutions. ▶ Material reacts with water and generates gas, pressurises containers with even drum rupture resulting. ▶ DO NOT reseal container if contamination is suspected. ▶ Open all containers with care. ▶ Avoid reaction with oxidising agents

SECTION 8 EXPOSURE CONTROLS / PERSONAL PROTECTION

Control parameters

OCCUPATIONAL EXPOSURE LIMITS (OEL)

INGREDIENT DATA

Not Available

EMERGENCY LIMITS


Ingredient	Material name	TEEL-1	TEEL-2	TEEL-3
zinc powder	Zinc	6 mg/m3	21 mg/m3	120 mg/m3

Ingredient	Original IDLH	Revised IDLH
zinc powder	Not Available	Not Available
epoxy ester	Not Available	Not Available
hydrocarbon solvent	Not Available	Not Available

Exposure controls

Appropriate engineering controls	<p>Engineering controls are used to remove a hazard or place a barrier between the worker and the hazard. Well-designed engineering controls can be highly effective in protecting workers and will typically be independent of worker interactions to provide this high level of protection.</p> <p>The basic types of engineering controls are:</p> <p>Process controls which involve changing the way a job activity or process is done to reduce the risk.</p> <p>Enclosure and/or isolation of emission source which keeps a selected hazard "physically" away from the worker and ventilation that strategically "adds" and "removes" air in the work environment. Ventilation can remove or dilute an air contaminant if designed properly. The design of a ventilation system must match the particular process and chemical or contaminant in use.</p> <p>Employers may need to use multiple types of controls to prevent employee overexposure.</p>
---	---

Wattyl Galvit EZ

Personal protection	
Eye and face protection	<ul style="list-style-type: none"> ▶ Safety glasses with side shields. ▶ Chemical goggles. ▶ Contact lenses may pose a special hazard; soft contact lenses may absorb and concentrate irritants. A written policy document, describing the wearing of lenses or restrictions on use, should be created for each workplace or task. This should include a review of lens absorption and adsorption for the class of chemicals in use and an account of injury experience. Medical and first-aid personnel should be trained in their removal and suitable equipment should be readily available. In the event of chemical exposure, begin eye irrigation immediately and remove contact lens as soon as practicable.
Skin protection	See Hand protection below
Hands/feet protection	<ul style="list-style-type: none"> ▶ Wear chemical protective gloves, e.g. PVC. ▶ Wear safety footwear or safety gumboots, e.g. Rubber
Body protection	See Other protection below
Other protection	<ul style="list-style-type: none"> ▶ Overalls. ▶ PVC Apron. ▶ PVC protective suit may be required if exposure severe. ▶ Eyewash unit. ▶ Ensure there is ready access to a safety shower.

Recommended material(s)**GLOVE SELECTION INDEX**

Glove selection is based on a modified presentation of the:

"Forsberg Clothing Performance Index".

The effect(s) of the following substance(s) are taken into account in the **computer-generated** selection:

Wattyl Galvit EZ

Material	CPI
BUTYL	C
BUTYL/NEOPRENE	C
HYPALON	C
NAT+NEOPR+NITRILE	C
NATURAL+NEOPRENE	C
NEOPRENE	C
NEOPRENE/NATURAL	C
NITRILE	C
NITRILE+PVC	C
PE/EVAL/PE	C
PVA	C
PVC	C
PVDC/PE/PVDC	C
TEFLON	C
VITON	C

* CPI - Chemwatch Performance Index

A: Best Selection

B: Satisfactory; may degrade after 4 hours continuous immersion

C: Poor to Dangerous Choice for other than short term immersion

NOTE: As a series of factors will influence the actual performance of the glove, a final selection must be based on detailed observation. -

* Where the glove is to be used on a short term, casual or infrequent basis, factors such as "feel" or convenience (e.g. disposability), may dictate a choice of gloves which might otherwise be unsuitable following long-term or frequent use. A qualified practitioner should be consulted.

Respiratory protection

Type A-P Filter of sufficient capacity. (AS/NZS 1716 & 1715, EN 143:2000 & 149:2001, ANSI Z88 or national equivalent)

Selection of the Class and Type of respirator will depend upon the level of breathing zone contaminant and the chemical nature of the contaminant. Protection Factors (defined as the ratio of contaminant outside and inside the mask) may also be important.

Required minimum protection factor	Maximum gas/vapour concentration present in air p.p.m. (by volume)	Half-face Respirator	Full-Face Respirator
up to 10	1000	A-AUS / Class1 P3	-
up to 50	1000	-	A-AUS / Class 1 P3
up to 50	5000	Airline *	-
up to 100	5000	-	A-2 P3
up to 100	10000	-	A-3 P3
100+			Airline**

* - Continuous Flow ** - Continuous-flow or positive pressure demand
 A(All classes) = Organic vapours, B AUS or B1 = Acid gasses, B2 = Acid gas or hydrogen cyanide(HCN), B3 = Acid gas or hydrogen cyanide(HCN), E = Sulfur dioxide(SO2), G = Agricultural chemicals, K = Ammonia(NH3), Hg = Mercury, NO = Oxides of nitrogen, MB = Methyl bromide, AX = Low boiling point organic compounds(below 65 degC)

SECTION 9 PHYSICAL AND CHEMICAL PROPERTIES**Information on basic physical and chemical properties**

Continued...

Appearance	Silver/grey flammable dense viscous liquid with a hydrocarbon solvent odour; not miscible with water.		
Physical state	Liquid	Relative density (Water = 1)	2.05-2.10
Odour	Not Available	Partition coefficient n-octanol / water	Not Available
Odour threshold	Not Available	Auto-ignition temperature (°C)	Not Available
pH (as supplied)	Not Applicable	Decomposition temperature	Not Available
Melting point / freezing point (°C)	Not Available	Viscosity (cSt)	Not Available
Initial boiling point and boiling range (°C)	145-200	Molecular weight (g/mol)	Not Applicable
Flash point (°C)	41-43	Taste	Not Available
Evaporation rate	Not Available	Explosive properties	Not Available
Flammability	Flammable.	Oxidising properties	Not Available
Upper Explosive Limit (%)	Not Available	Surface Tension (dyn/cm or mN/m)	Not Available
Lower Explosive Limit (%)	Not Available	Volatile Component (%vol)	18-23
Vapour pressure (kPa)	Not Available	Gas group	Not Available
Solubility in water (g/L)	Immiscible	pH as a solution (1%)	Not Applicable
Vapour density (Air = 1)	>1	VOC g/L	Not Available

SECTION 10 STABILITY AND REACTIVITY

Reactivity	See section 7
Chemical stability	<ul style="list-style-type: none"> ▶ Unstable in the presence of incompatible materials. ▶ Product is considered stable. ▶ Hazardous polymerisation will not occur.
Possibility of hazardous reactions	See section 7
Conditions to avoid	See section 7
Incompatible materials	See section 7
Hazardous decomposition products	See section 5

SECTION 11 TOXICOLOGICAL INFORMATION

Information on toxicological effects

Inhaled	<p>Inhalation of aerosols (mists, fumes), generated by the material during the course of normal handling, may be damaging to the health of the individual.</p> <p>There is some evidence to suggest that the material can cause respiratory irritation in some persons. The body's response to such irritation can cause further lung damage.</p> <p>Welding or flame cutting of metals with zinc or zinc dust coatings may result in inhalation of zinc oxide fume; high concentrations of zinc oxide fume may result in "metal fume fever"; also known as "brass chills", an industrial disease of short duration. [I.L.O] Symptoms include malaise, fever, weakness, nausea and may appear quickly if operations occur in enclosed or poorly ventilated areas.</p> <p>If exposure to highly concentrated solvent atmosphere is prolonged this may lead to narcosis, unconsciousness, even coma and possible death.</p>
Ingestion	<p>Accidental ingestion of the material may be damaging to the health of the individual.</p> <p>Ingestion of petroleum hydrocarbons can irritate the pharynx, oesophagus, stomach and small intestine, and cause swellings and ulcers of the mucous. Symptoms include a burning mouth and throat; larger amounts can cause nausea and vomiting, narcosis, weakness, dizziness, slow and shallow breathing, abdominal swelling, unconsciousness and convulsions.</p> <p>Considered an unlikely route of entry in commercial/industrial environments. The liquid may produce gastrointestinal discomfort and may be harmful if swallowed.</p>
Skin Contact	<p>There is some evidence to suggest that the material may cause mild but significant inflammation of the skin either following direct contact or after a delay of some time. Repeated exposure can cause contact dermatitis which is characterised by redness, swelling and blistering.</p>

Wattyl Galvit EZ

	Open cuts, abraded or irritated skin should not be exposed to this material Aromatic hydrocarbons may produce sensitivity and redness of the skin. They are not likely to be absorbed into the body through the skin but branched species are more likely to.
Eye	There is some evidence to suggest that this material can cause eye irritation and damage in some persons. Direct eye contact with petroleum hydrocarbons can be painful, and the corneal epithelium may be temporarily damaged. Aromatic species can cause irritation and excessive tear secretion.
Chronic	Substance accumulation, in the human body, may occur and may cause some concern following repeated or long-term occupational exposure. There is some evidence from animal testing that exposure to this material may result in toxic effects to the unborn baby. Chronic solvent inhalation exposures may result in nervous system impairment and liver and blood changes. [PATTYS]

Wattyl Galvit EZ	TOXICITY	IRRITATION
	Not Available	Not Available
zinc powder	TOXICITY	IRRITATION
	Dermal (rabbit) LD50: 1130 mg/kg ^[2]	Not Available
	Oral (rat) LD50: >2000 mg/kg ^[1]	
Legend:	1. Value obtained from Europe ECHA Registered Substances - Acute toxicity 2. * Value obtained from manufacturer's SDS. Unless otherwise specified data extracted from RTECS - Register of Toxic Effect of chemical Substances	

ZINC POWDER	Inhalation (human) TCLo: 124 mg/m3/50min. Skin (human):0.3mg/3DaysInt. mild		
Acute Toxicity	✓	Carcinogenicity	⊘
Skin Irritation/Corrosion	⊘	Reproductivity	⊘
Serious Eye Damage/Irritation	⊘	STOT - Single Exposure	✓
Respiratory or Skin sensitisation	⊘	STOT - Repeated Exposure	⊘
Mutagenicity	⊘	Aspiration Hazard	⊘

Legend: ✗ – Data available but does not fill the criteria for classification
 ✓ – Data available to make classification
 ⊘ – Data Not Available to make classification

SECTION 12 ECOLOGICAL INFORMATION

Toxicity

Wattyl Galvit EZ	ENDPOINT	TEST DURATION (HR)	SPECIES	VALUE	SOURCE
	Not Available	Not Available	Not Available	Not Available	Not Available
zinc powder	ENDPOINT	TEST DURATION (HR)	SPECIES	VALUE	SOURCE
	LC50	96	Fish	0.00272mg/L	4
	EC50	48	Crustacea	0.04mg/L	5
	EC50	72	Algae or other aquatic plants	0.106mg/L	4
	BCF	360	Algae or other aquatic plants	9mg/L	4
	NOEC	336	Algae or other aquatic plants	0.00075mg/L	4
Legend:	Extracted from 1. IUCLID Toxicity Data 2. Europe ECHA Registered Substances - Ecotoxicological Information - Aquatic Toxicity 3. EPIWIN Suite V3.12 (QSAR) - Aquatic Toxicity Data (Estimated) 4. US EPA, Ecotox database - Aquatic Toxicity Data 5. ECETOC Aquatic Hazard Assessment Data 6. NITE (Japan) - Bioconcentration Data 7. METI (Japan) - Bioconcentration Data 8. Vendor Data				

Drinking Water Standards: hydrocarbon total: 10 ug/l (UK max.).

Harmful to aquatic organisms.

DO NOT discharge into sewer or waterways.

Persistence and degradability

Ingredient	Persistence: Water/Soil	Persistence: Air
-------------------	--------------------------------	-------------------------

Continued...

No Data available for all ingredients

No Data available for all ingredients

Bioaccumulative potential

Ingredient	Bioaccumulation
	No Data available for all ingredients



Mobility in soil

Ingredient	Mobility
	No Data available for all ingredients

SECTION 13 DISPOSAL CONSIDERATIONS**Waste treatment methods**

Product / Packaging disposal	<ul style="list-style-type: none"> ▶ Recycle wherever possible or consult manufacturer for recycling options. ▶ Consult State Land Waste Management Authority for disposal. ▶ Treat and neutralise with soda ash at an effluent treatment plant. ▶ Recycle containers, otherwise dispose of in an authorised landfill. ▶ Containers may still present a chemical hazard/ danger when empty. ▶ Return to supplier for reuse/ recycling if possible. <p>Otherwise:</p> <ul style="list-style-type: none"> ▶ If container can not be cleaned sufficiently well to ensure that residuals do not remain or if the container cannot be used to store the same product, then puncture containers, to prevent re-use, and bury at an authorised landfill. ▶ Where possible retain label warnings and SDS and observe all notices pertaining to the product.
-------------------------------------	---

SECTION 14 TRANSPORT INFORMATION**Labels Required**

	
Marine Pollutant	
HAZCHEM	•3Y

Land transport (ADG)

UN number	1263				
UN proper shipping name	PAINT (including paint, lacquer, enamel, stain, shellac, varnish, polish, liquid filler and liquid lacquer base) or PAINT RELATED MATERIAL (including paint thinning or reducing compound)				
Transport hazard class(es)	<table border="0"> <tr> <td>Class</td> <td>3</td> </tr> <tr> <td>Subrisk</td> <td>Not Applicable</td> </tr> </table>	Class	3	Subrisk	Not Applicable
Class	3				
Subrisk	Not Applicable				
Packing group	III				
Environmental hazard	Environmentally hazardous				
Special precautions for user	<table border="0"> <tr> <td>Special provisions</td> <td>163 223 367</td> </tr> <tr> <td>Limited quantity</td> <td>5 L</td> </tr> </table>	Special provisions	163 223 367	Limited quantity	5 L
Special provisions	163 223 367				
Limited quantity	5 L				

Air transport (ICAO-IATA / DGR)

UN number	1263
UN proper shipping name	Paint (including paint, lacquer, enamel, stain, shellac, varnish, polish, liquid filler and liquid lacquer base); Paint related material (including paint thinning or reducing compounds)

Transport hazard class(es)	ICAO/IATA Class	3
	ICAO / IATA Subrisk	Not Applicable
	ERG Code	3L
Packing group	III	
Environmental hazard	Environmentally hazardous	
Special precautions for user	Special provisions	A3 A72 A192
	Cargo Only Packing Instructions	366
	Cargo Only Maximum Qty / Pack	220 L
	Passenger and Cargo Packing Instructions	355
	Passenger and Cargo Maximum Qty / Pack	60 L
	Passenger and Cargo Limited Quantity Packing Instructions	Y344
	Passenger and Cargo Limited Maximum Qty / Pack	10 L

Sea transport (IMDG-Code / GGVSee)

UN number	1263	
UN proper shipping name	PAINT (including paint, lacquer, enamel, stain, shellac, varnish, polish, liquid filler and liquid lacquer base) or PAINT RELATED MATERIAL (including paint thinning or reducing compound)	
Transport hazard class(es)	IMDG Class	3
	IMDG Subrisk	Not Applicable
Packing group	III	
Environmental hazard	Marine Pollutant	
Special precautions for user	EMS Number	F-E , S-E
	Special provisions	163 223 367 955
	Limited Quantities	5 L

Transport in bulk according to Annex II of MARPOL and the IBC code

Not Applicable

SECTION 15 REGULATORY INFORMATION**Safety, health and environmental regulations / legislation specific for the substance or mixture****ZINC POWDER(7440-66-6) IS FOUND ON THE FOLLOWING REGULATORY LISTS**

Australia Hazardous Chemical Information System (HCIS) - Hazardous Chemicals

Australia Inventory of Chemical Substances (AICS)

National Inventory Status

National Inventory	Status
Australia - AICS	Y
Canada - DSL	Y
Canada - NDSL	N (zinc powder)
China - IECSC	Y
Europe - EINEC / ELINCS / NLP	Y
Japan - ENCS	N (zinc powder)
Korea - KECL	Y
New Zealand - NZIoC	Y
Philippines - PICCS	Y
USA - TSCA	Y
Legend:	Y = All ingredients are on the inventory N = Not determined or one or more ingredients are not on the inventory and are not exempt from listing(see specific ingredients in brackets)

Continued...

SECTION 16 OTHER INFORMATION

Revision Date	18/10/2017
Initial Date	Not Available

Other information

Classification of the preparation and its individual components has drawn on official and authoritative sources as well as independent review by the Chemwatch Classification committee using available literature references.

The SDS is a Hazard Communication tool and should be used to assist in the Risk Assessment. Many factors determine whether the reported Hazards are Risks in the workplace or other settings. Risks may be determined by reference to Exposures Scenarios. Scale of use, frequency of use and current or available engineering controls must be considered.

Definitions and abbreviations

PC—TWA: Permissible Concentration-Time Weighted Average
PC—STEL: Permissible Concentration-Short Term Exposure Limit
IARC: International Agency for Research on Cancer
ACGIH: American Conference of Governmental Industrial Hygienists
STEL: Short Term Exposure Limit
TEEL: Temporary Emergency Exposure Limit,
IDLH: Immediately Dangerous to Life or Health Concentrations
OSF: Odour Safety Factor
NOAEL :No Observed Adverse Effect Level
LOAEL: Lowest Observed Adverse Effect Level
TLV: Threshold Limit Value
LOD: Limit Of Detection
OTV: Odour Threshold Value
BCF: BioConcentration Factors
BEI: Biological Exposure Index

Apart from any fair dealing for the purposes of private study, research, review or criticism, as permitted under the Copyright Act, no part may be reproduced by any process without written permission from CHEMWATCH.
TEL (+61 3) 9572 4700.